

data sheet

Colenta[®]

PrintlineProcessor 56/66/80 RA-4Tank WASH Version



PrintLine DIGITAL Processor 56 - 80 cm
Available for RA4, B&W, R3

02/2004 AN



PrintlineProcessor

56/66/80 RA 70/95/120 4Tank Wash

Models available:

56 RA 70-4Tank 56 RA 120-4Tank	66 RA 70-4Tank 66 RA 120-4Tank	80 RA 70-4Tank 80 RA 95-4Tank 80 RA 120-4Tank
-----------------------------------	-----------------------------------	---

Technical Specifications:

Processing applications:

RA4 Print / display film for both digital and conventional applications.

Process width:

56 RA...max. 56 cm (22 inch)
66 RA...max. 66 cm (26 inch)
80 RA...max. 80 cm (32 inch)

Microprocessor Control:

- with 8 preprogrammable processing cycles
- one overnight program (SleepMode)

Transport Speed (at 45 sec DEV-Time): (preprogrammable 20 to 116 sec.)

- RA xx 70 cm/min (27 inch/min) - xx....width of processor
- RA xx 95 cm/min (37 inch/min) - xx....width of processor
- RA xx 120 cm/min (47 inch/min) - xx....width of processor

<i>Tankcapacities:</i>	56RA70	56RA120	66RA70	66RA120	80RA70	80RA95	80RA120
Developer	: 11 lt	19lt	13 lt	21 lt	14 lt	20lt	24 lt
Bleachfix	: 11 lt	19lt	13 lt	21 lt	14 lt	20lt	24 lt
Wash	: 11 lt	19lt	13 lt	21 lt	14 lt	20lt	24 lt
Wash	: 11 lt	19lt	13 lt	21 lt	14 lt	20lt	24 lt

Replenishment:

- precisely controlled using opto-sensors to measure the area loading.
- activated after 0,1 - 0,999m² * film area fed into the processor
- antioxidation/standby replenishment, activated after 0-9 hours *

Solution Levels:

Low Level monitoring in all tanks *
High Level monitoring in Overflow Collection Tanks (waste management) *
Low Level in Repl. Tanks for Developer and Bleachfix *

Temperatures:

High / Low level monitoring of the Developer, Bleachfix and Dryer

Work in Progress :

Details the position of the media through the processor.

Transport:

Drive motor overload monitoring *
Security cover lid switch *

* when activated will operate an audible warning and a message alert to confirm the error type.

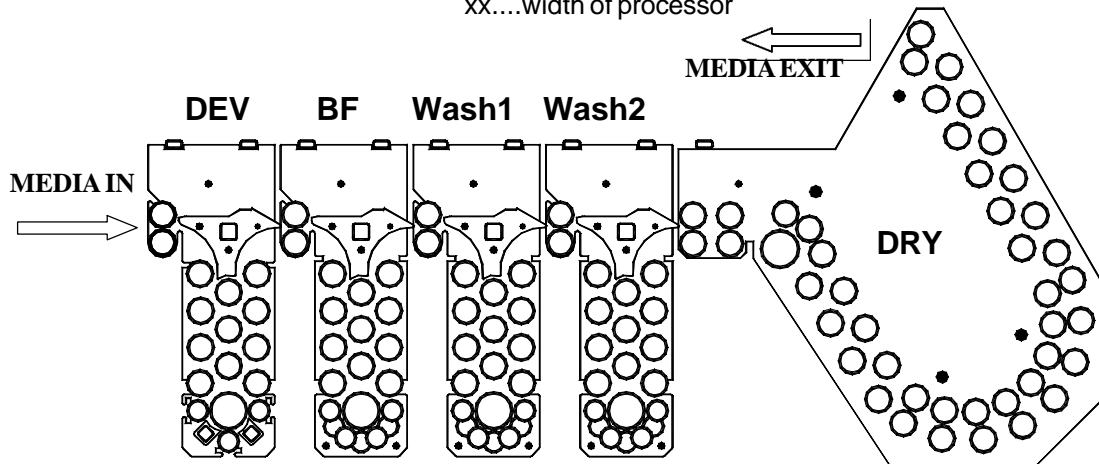
Additional Accessories and Features:

- Chiller unit (optional)
- A drawer unit within the main frame to house the replenishment and waste collection tanks.

Technical specification subject to change without notice.

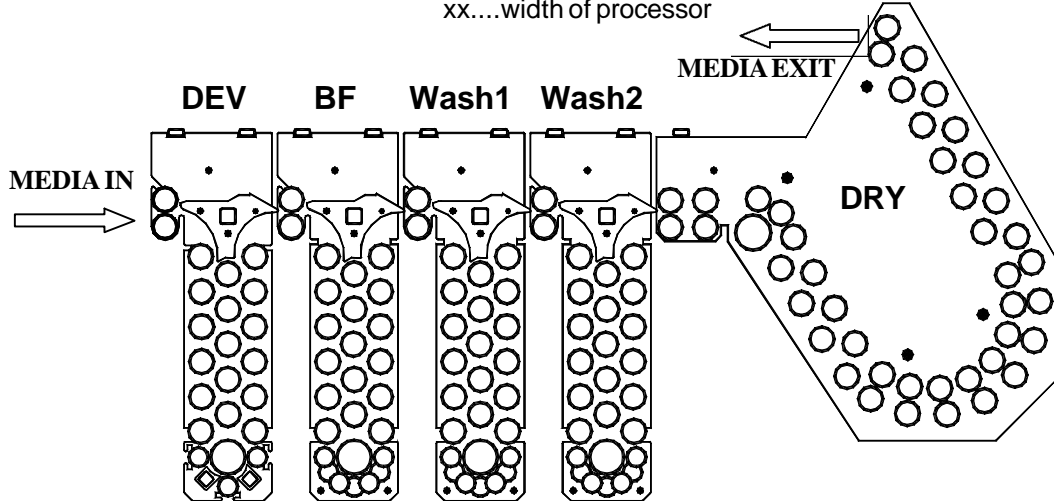
Transport System: XX RA 70 - 4Tank WASH

xx....width of processor



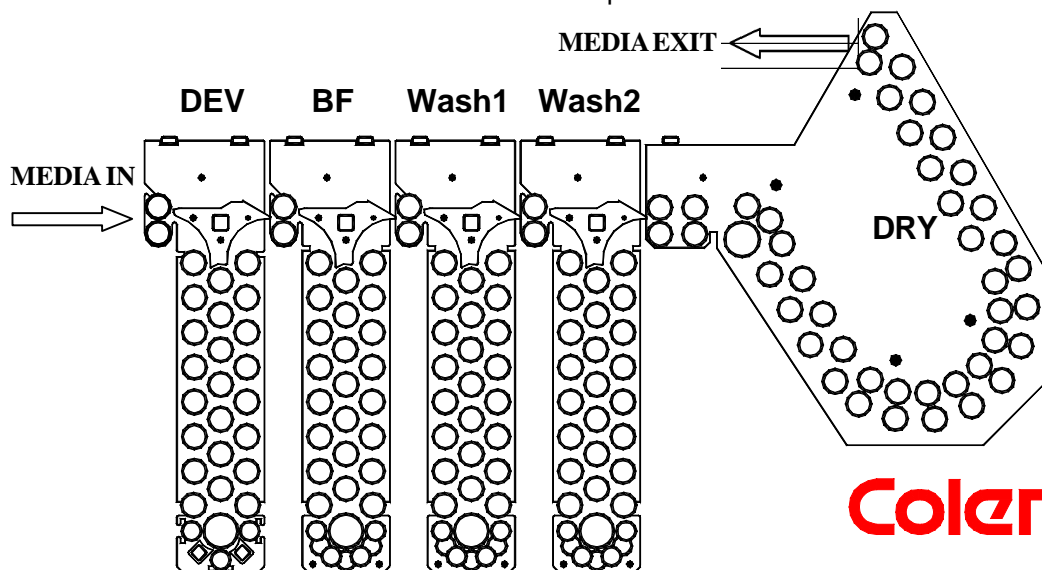
Transport System: XX RA 95 - 4Tank WASH

xx....width of processor



Transport System: XX RA 120 - 4Tank WASH


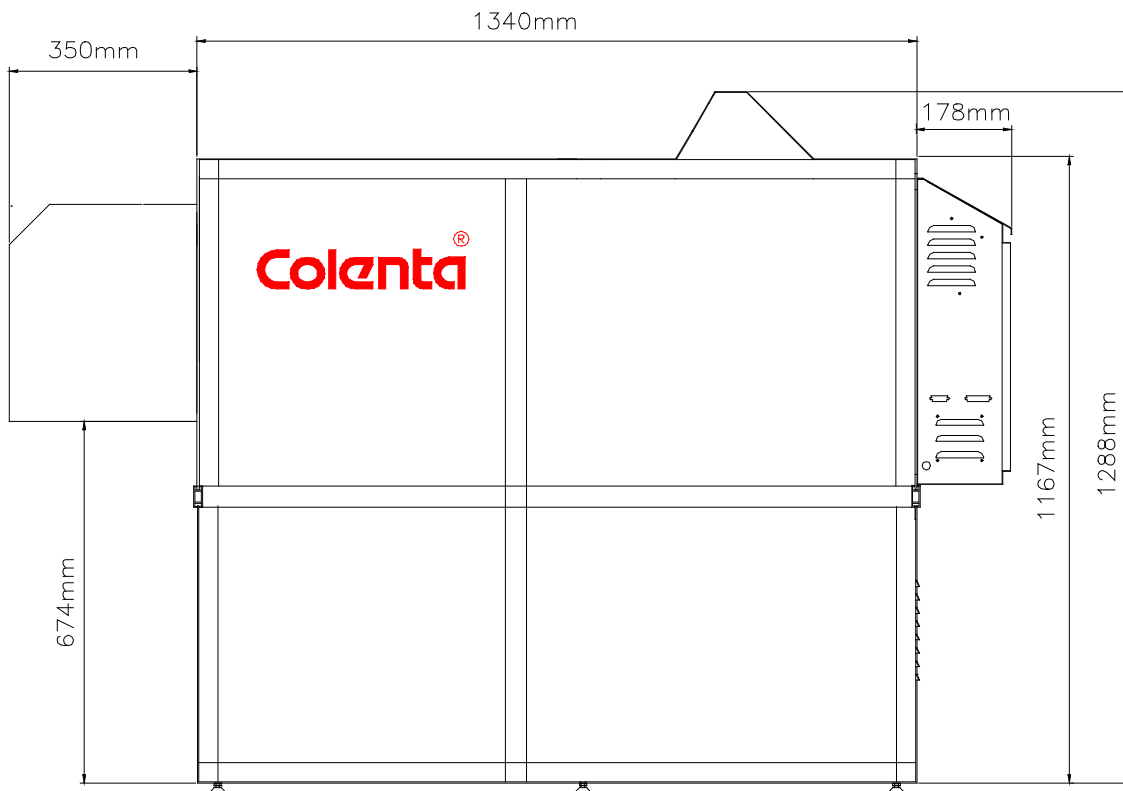
xx....width of processor



Colenta[®]

DIMENSIONS: RA xx 4T WASH

(xx....speed of processor)

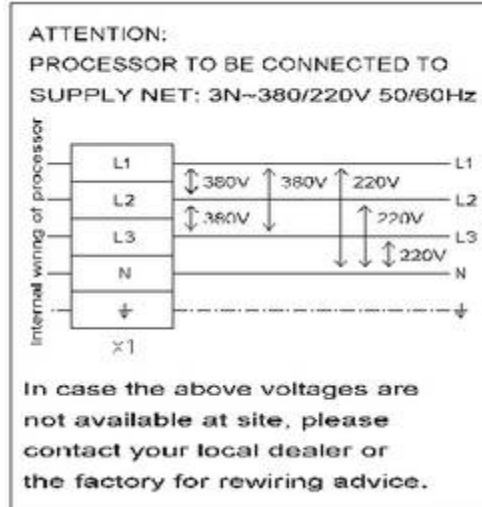


Y for RA 56	860 mm
Y for RA 66	960 mm
Y for RA 80	1100 mm

We recommend a minimum walking space of 60cm around the processor.

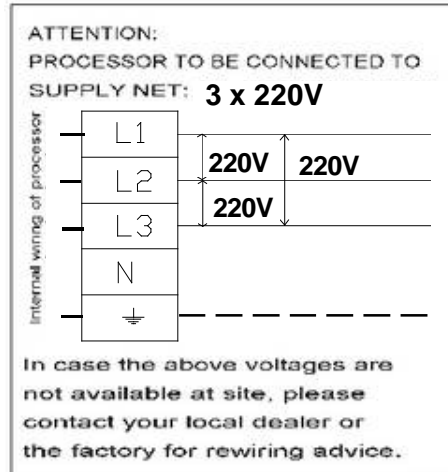
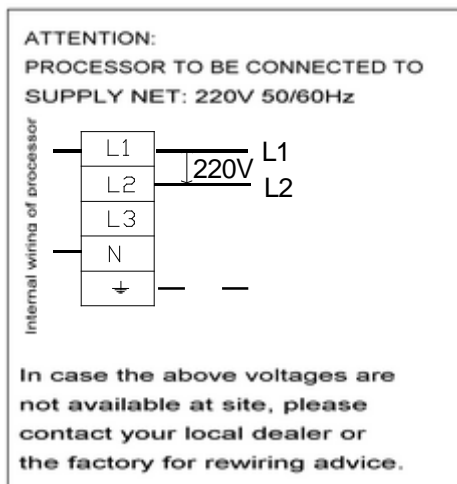
Electrical supply: (Standard, when 3N~400/230V, 50/60 Hz supply available)

Processor	3N~ 400/230V 50/60Hz
56 RA 70 56 RA 120	6,4kW/13A 6,4kW/13A
66 RA 70 66 RA 120	6,8kW/13A 6,8kW/13A
80 RA 70 80 RA 95 80 RA 120	7,6kW/13A 7,6kW/13A 7,6kW/13A



Alternatives, to be indicated when ordering

Processor	230V~ 50/60Hz	3x230V~ 50/60Hz
56 RA 70 56 RA 120	6,4 kW/32A 6,4 kW/32A	6,4kW/25A 6,4kW/25A
66 RA 70 66 RA 120	6,8 kW/32A 6,8 kW/32A	6,8kW/25A 6,8kW/25A
80 RA 70 80 RA 95 80 RA 120	7,6 kW/32A 7,6 kW/32A 7,6 kW/32A	7,6kW/25A 7,6kW/25A 7,6kW/25A



Details for shipment:

56 RA xx

(xx....speed of processor)

packing dimensions: 1 wooden box on palette
213cm x 95cm x 155cm (L x W x H)
packing volume: 3,136 m³
weight with packing: 395 kg

66 RA xx

(xx....speed of processor)

packing dimensions: 1 wooden box on palette
213cm x 103cm x 155cm (L x W x H)
packing volume: 3,405 m³
weight with packing: 450 kg

80 RA xx

(xx....speed of processor)

packing dimensions: 1 wooden box on palette
213cm x 120cm x 143cm (L x W x H)
packing volume: 3,655 m³
weight with packing: 500 kg
