

# data sheet

**Colenta**<sup>®</sup>

Colenta New Generation  
Film Processor

## Film Processor 20 C41-20 6Tank WASH Eco



**Colenta**<sup>®</sup>


Colenta FILM Processor - Type C41 Eco  
for roll and sheet format



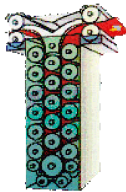
07/2020 AN

# Colenta<sup>®</sup> Film Processor 20 C41 20-6Tank Wash Eco

**Technical Specifications:**

<b>Processing applications:</b>	C41 film in roll and sheet format	
<b>Process width:</b>	<b>20cm / 3 tracks of 35mm roll film</b>	
<b>Microprocessor Control:</b>	# 6 pre-programmable processing cycles # 1 over night (sleep program) incl "wake-up" feature	
<b>Processing capacity</b>	<b>20cm/min @ 3min 15sec Dev Time</b> (Dev time is pre-programmable)	

**Tank capacities: 20 C41 20 6Tank Wash Eco**



<b>Developer</b>	:	<b>7,5 litre</b>
<b>Bleach</b>	:	<b>10,5 litre</b>
<b>Wash1</b>	:	<b>5,5 litre</b>
<b>Fixer</b>	:	<b>10,5 litre</b>
<b>Wash 2</b>	:	<b>7,5 litre</b>
<b>STAB</b>	:	<b>5,5 litre</b>



All Colenta Film processor options are micro processor controlled and provide a fully automatic Dry to Dry service for both cut sheet and long roll through a well proven minimum contact hard roller transport system.

**Replenishment:** - precisely controlled using opto-sensors to measure the area loading.  
- activated after a pre-set film area is fed into the processor

**High efficiency drying:** via integrated warm air drying system supporting airknives

**Temperatures:** All solution temperatures are accurately controlled and monitored with automatic cold water cooling - chiller systems are optional available.

**Transport/ Drive motor:** precisely controlled by electronic feed-back to ensure constant developer timing

**Standard Accessories:-**

- # Level control for all Processing & Wash tanks      # Rack Carrier/Drip Tray
- # 30 litre Replenishment storage tanks                      # water supply / drain connectors      # CE marking
- # user spare part kit

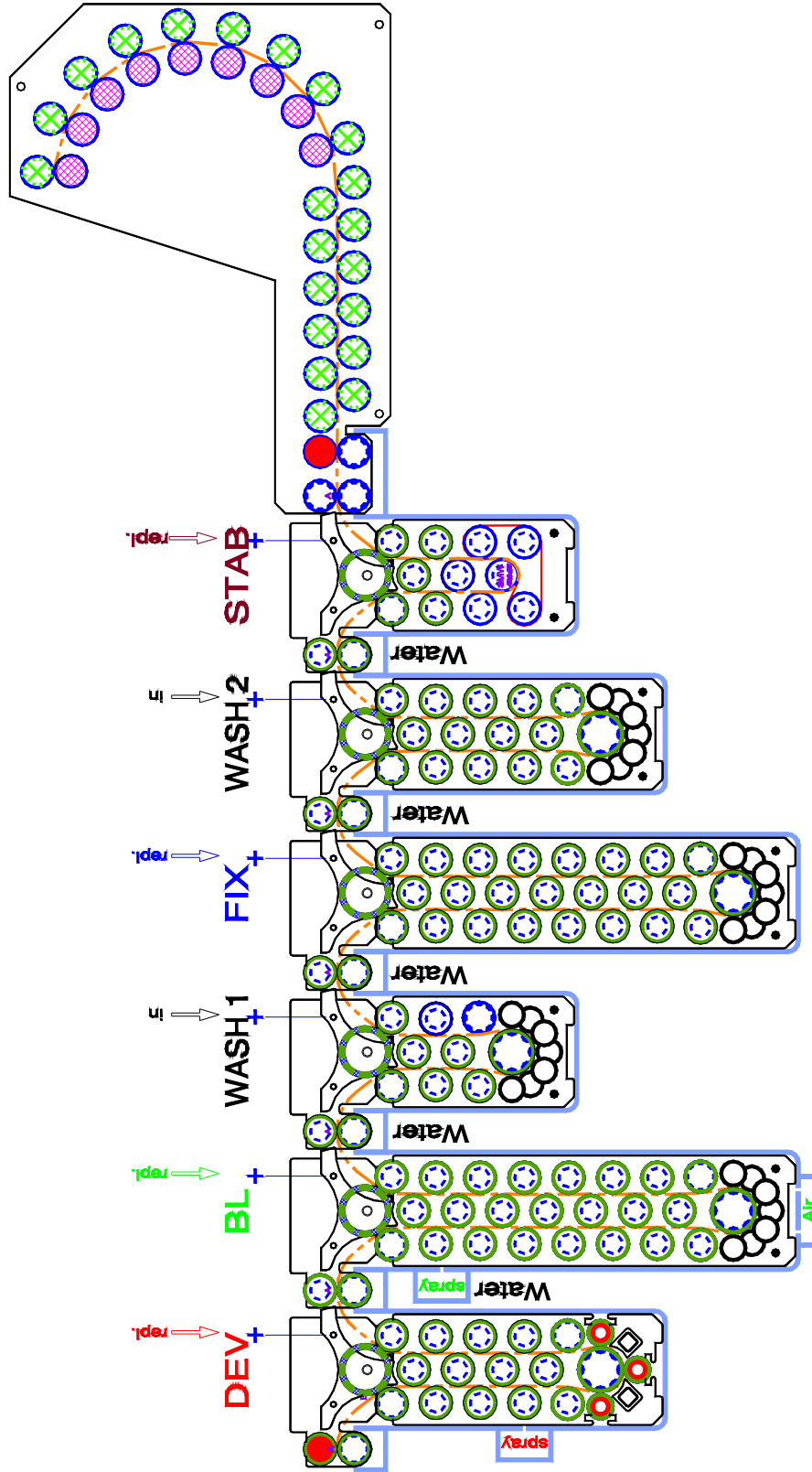
**Optional Accessories:**

- # Inbuild Roll feed unit to include into the light tight feed box and long roll feed cradle with spool bobbins
- # Motorised Roll Take-Up      # extra spool bobbins      # UPS battery back up      # chiller unit
- # water supply panel                      # 2 position chemical mixing concole (2x40L / 2x80L)

Technical specification subject to change without notice.

**Colenta** 20 C41 20 6Tank Wash Eco

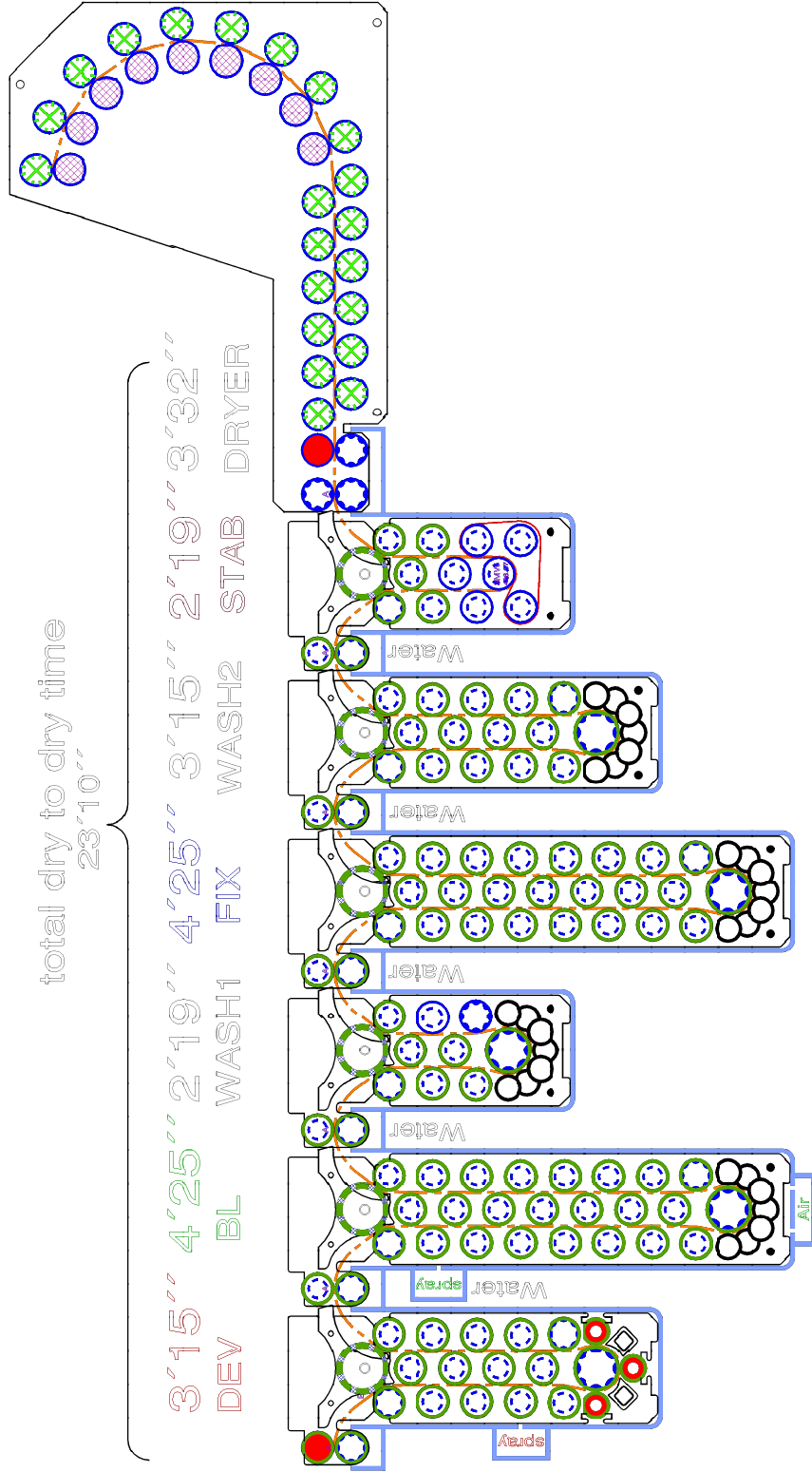
**Transport system:**



All transport modules (racks) and tanks are designed to reduce chemical oxidation to an absolute minimum. This together with our accurate replenishment, temperature control and constant circulation ensures all processing parameters are maintained within pre-set programmable limits.

**Tank timings & ratios:**

**Colenta® 20 C41 20 6Tank Wash Eco**

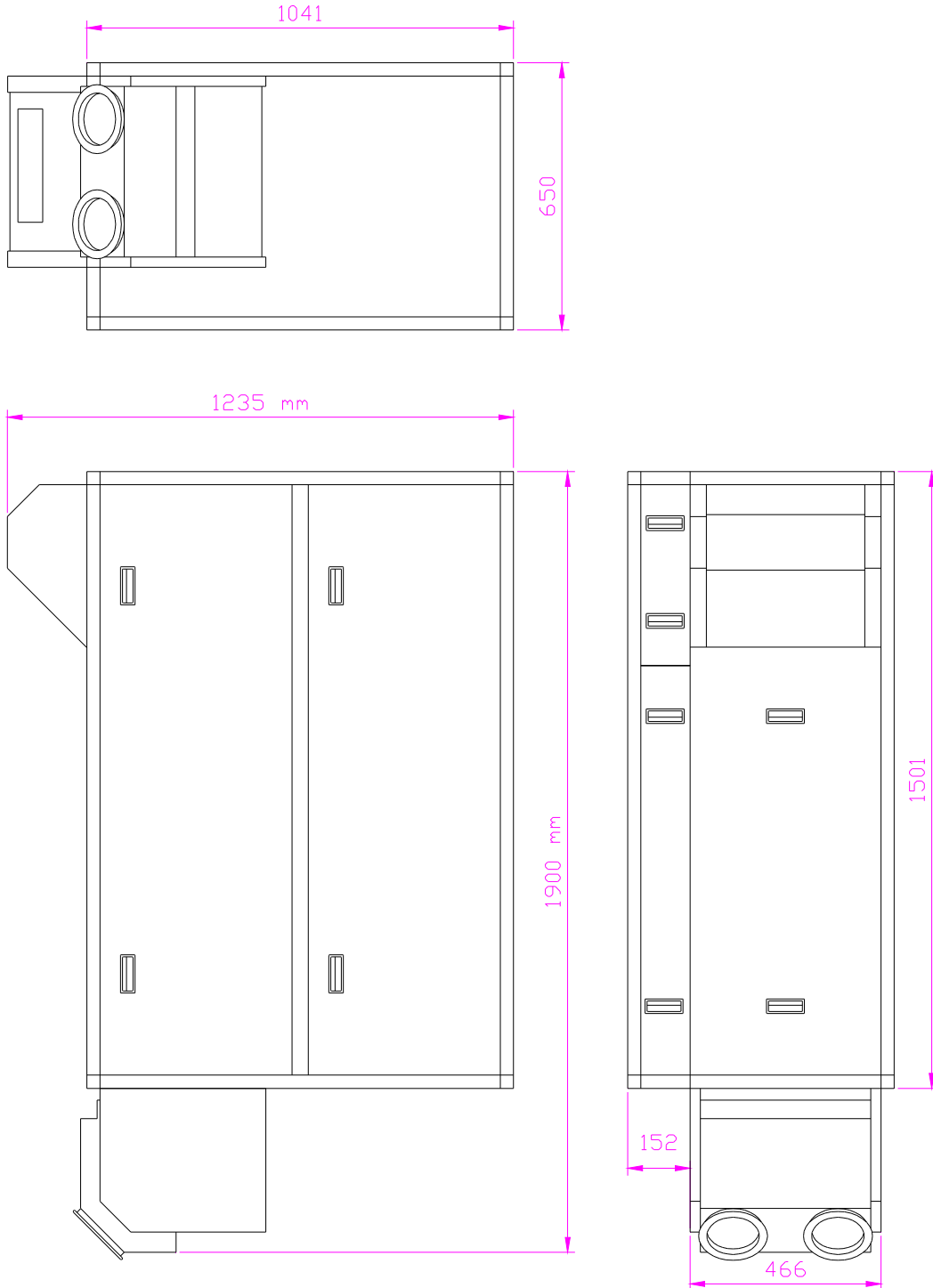


processing capacity: 20cm/min = 3min15sec dev time

Water rinsed cross over rollers are in place in order to minimize the chemical carry over from one tank to the next as well to keep the cross over section clean and free from any chemical deposits.

**Dimensions:**

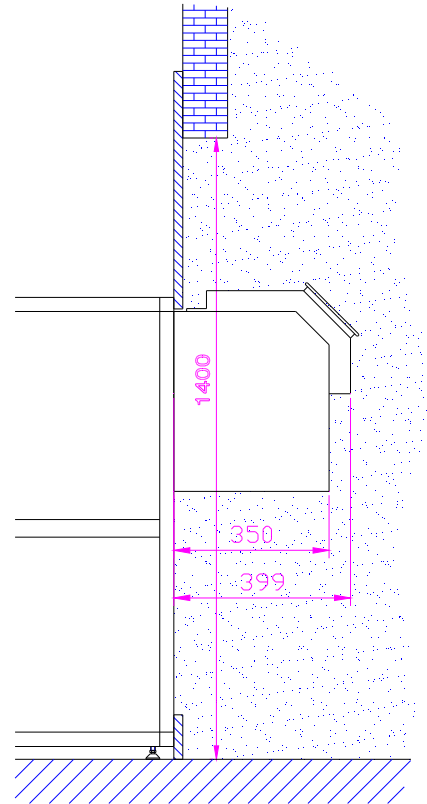
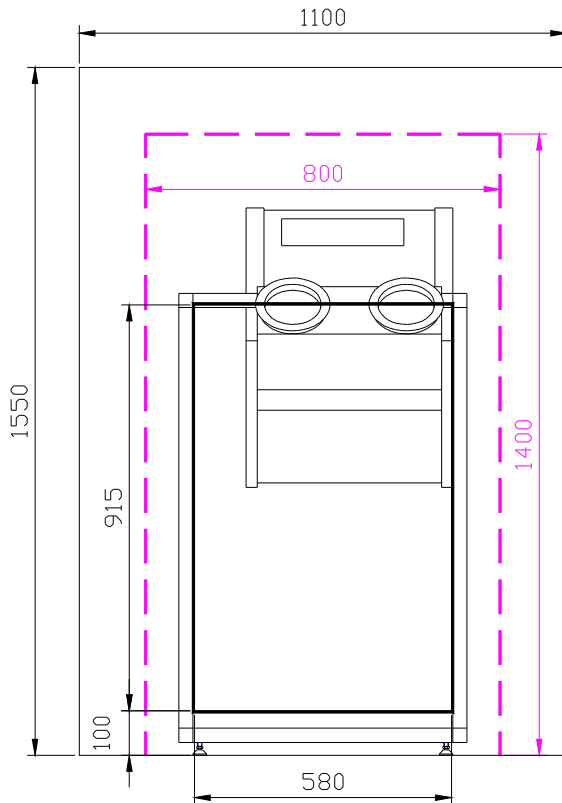
**Colenta<sup>®</sup> 20 C41 20 6Tank Wash Eco**



**We recommend a minimum walking space of 60cm around the processor.**

Specifications for wall-opening if the processor has to be installed that way:

**Colenta<sup>®</sup> 20 C41 20 6Tank Wash Eco**



**dim. of required wall opening      approx. 1400x800mm**

**dim. of required wall panel      approx. 1550x1100x20mm**

**dim. of clearance wall panel      approx. 915x580mm**

**In case the thickness of the wall is more than 2cm, a wall panel panel has to be installed, this to be able to operate the cover lid of the film loading box.**

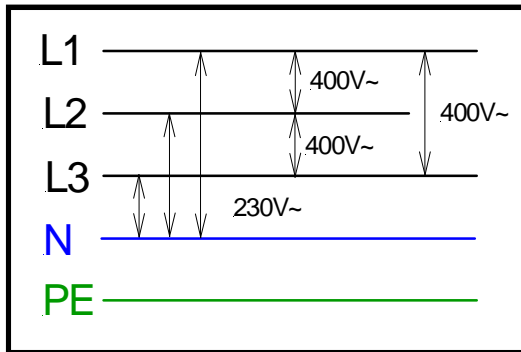
# Electrical supply:

Standard, when 3N~400/230V,  
50/60 Hz supply available

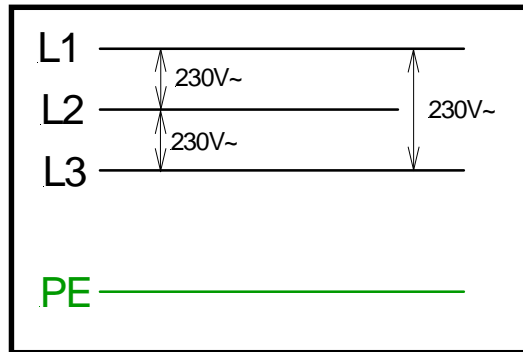


<b>Total power consumption:</b>	
20 C41 20 6Tank Wash Eco .....	4.3 kW

**Standard supply net:**  
3N-400/230 VAC 50/60Hz



**Alternatively:**  
3x230V 50/60 Hz



**Single phase connection (230VAC - 50/60Hz)**  
on request only.

The required power supply is to be indicated and confirmed  
when ordering!

---

---

## Details for shipment:



20 C41 20 6Tank Wash Eco

208 x 82 x 151cm    370 kg

All dimensions & weights are subject to final confirmation.

## Colenta 20 C41 20-6Tank Wash Eco

**Colenta®** 20 C41 20 6Tank Wash Eco accessories included:



# loading guide for  
35mm / 120 film



# 10 pcs film leaders &  
punch tool



# 30 litre capacity replenisher  
tanks incl cover for each  
chemical tank



# anti oxidation cover for wet  
section



# small user parts kit

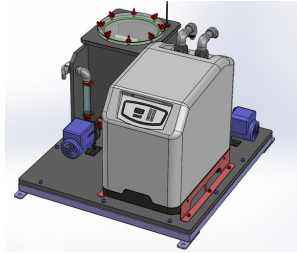
# basic plumbing connectors for water  
supply and drain



**Colenta® 20 C41 20 6Tank Wash Eco optional accessories:**



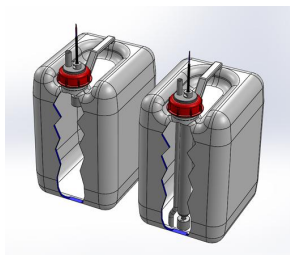
**Colenta®**  
Water Supply Panel assy  
(see extra documentation)



**Colenta®**  
external chiller unit



# day-light  
loading option



# external 10 or 20 litre  
chemical waste  
container incl high  
level monitoring



# low level control for external  
replenisher tanks




# sleep mode / over night  
program incl "auto wake-up" function

**Colenta®**  
2x40L / 2x80L Mixing Concole  
(see extra documentation)



# roll feed & motorized  
take up



# UPS Battery power supply back  
up system



# PVC processor floor trough

