

data sheet

MEDIPHOT

MEDIPHOT 900E X-Ray-Filmprocessor



Colenta[®]

**COLENTA Medical X-Ray Film Processor:
TYPE MP900E**

For all standard X-Ray Films - incl Mammography.



08/2017 AN

Colenta[®] MEDIPHOT 900E X-Ray-Filmprocessor

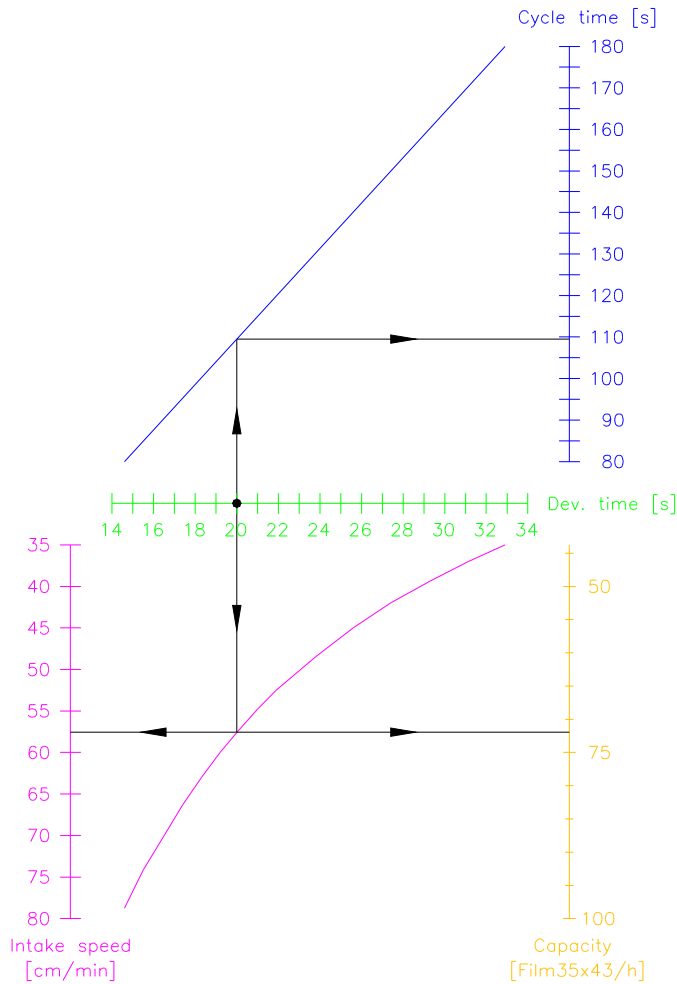
Technical Specifications

Processing applications:	cut sheets of all common used medical X-Ray films incl. Mammography
film thickness:	min. 0,10 mm
film width:	min. 10 cm (4") - max. 36 cm (14")
film length:	min. 10 cm (4")
time in Developer:	*preprogrammable from min 14 seconds to max 35 seconds
processing capacity:	*69cm/min @ 17 sec Dev Time
cycle Time (dry to dry):	*standard at 90 seconds
	*see table on next page
Tank capacity - Developer:	MP 900E 2,5 L
Fixer:	2,5 L
Wash water:	3 L
Solution heating(Fix and DEV):	variable / preprogrammable within 18°C - 43°C (350W Inline Heater)
Dryer:	warm air - on InfraRed in use!
Replenishment:	fully automatic for Dev & Fix . replenishment is microprocessor controlled and calculated from information received from sensors measuring the width and length of material entering the processor. Replenishment cycles are variable.
power supply:	1 / N / PE~ 230V (+6% / -10%), 50Hz, 13A, 1.7KW (alternatives are available on request)
water supply:	2-way water solenois valve, with 3/4" hose connection by using a DVGW-approved system-separating device or pipe-separating device.
Wash water flow rate:	1,5 ltr/min when film is in process
Wash water supply pressure:	2 - 6 bar
Wash water supply:	filtered at a temperature of 8°C - 15°C
<u>Weight:</u>	MP 900E
Empty	58 kg
With solution	66 kg

Technical specification subject to change without notice.

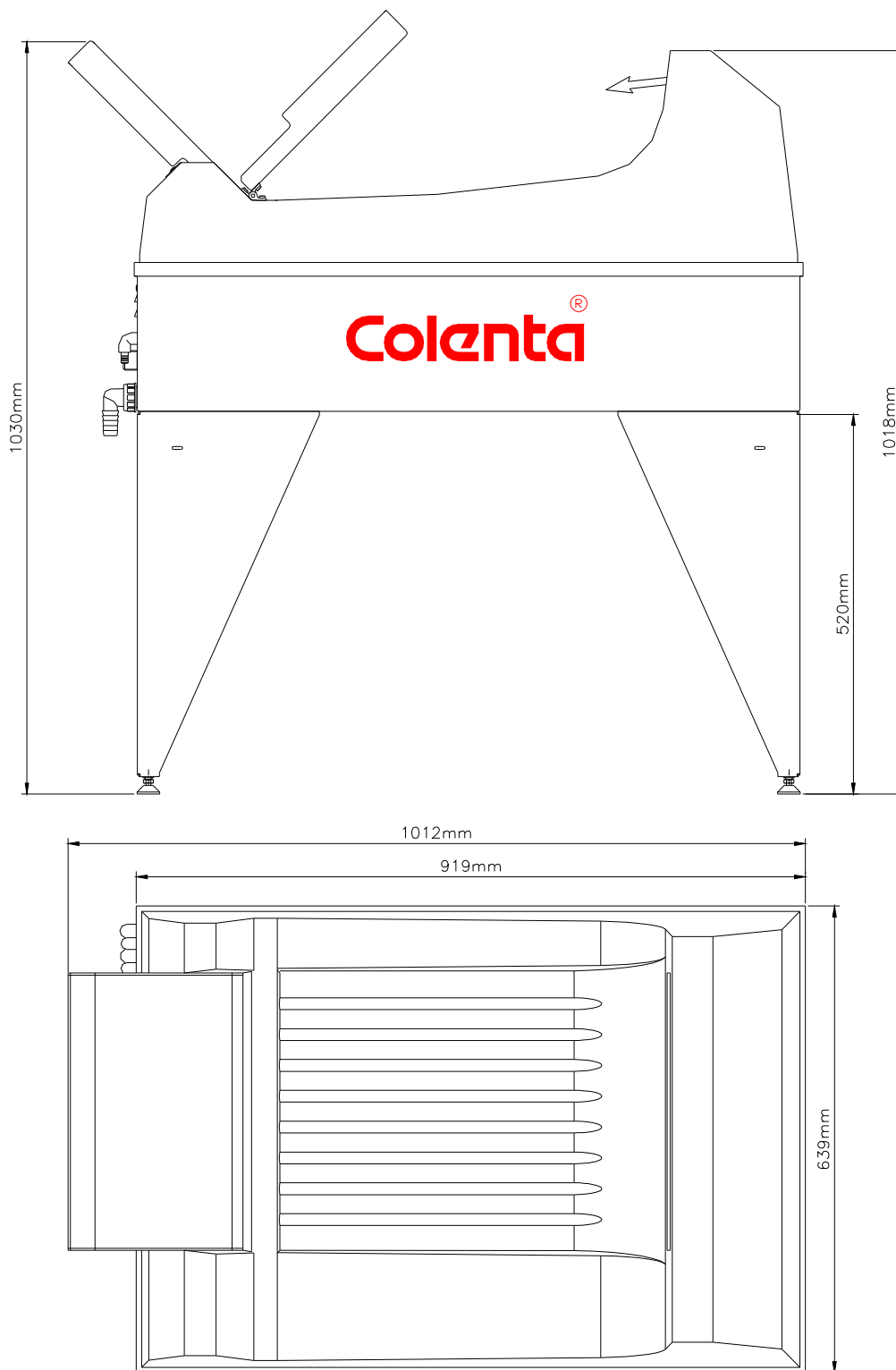
production-graph MP900E:

(ratio : Dev-time / Cycle-time / processing capacity)



Dev. time [s]	Intake speed [cm/min]	Cycle time [s]
14.6	78.75	80
15.5	74.12	85
16.5	70.00	90
17.4	66.32	95
18.3	63.00	100
19.2	60.00	105
20.1	57.27	110
21.0	54.78	115
21.9	52.50	120
23.8	48.46	130
25.6	45.00	140
27.4	42.00	150
29.3	39.38	160
31.1	37.06	170
32.9	35.00	180

dimensions: MP900E:



- NOTE:
- 1) a minimum walking space around the processor of 50cm is highly recommended
 - 2) drawing confirms the optional available extended cover lid for film feed tray
 - 3) drawing confirms the optional available open stand

power supply: MP900E

230 VAC single phase, 50/60 Hz
total power consumption 1,7 kW



main switch

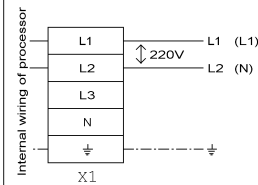
fuse

fuse

3 pin - power socket

(a suitable power cord is provided with the processor)

ATTENTION:
PROCESSOR TO BE CONNECTED TO
SUPPLY NET: 220V 50/60Hz



In case the above voltages are not available at site, please contact your local dealer or the factory for rewiring advice.

export packing: MP900E

packing dimensions:

1 carton box on palette

packing volume:

120cm x 80cm x 80cm (L x W x H)

weight with packing:

0,768 m³

80 kg

